

AUTO PRODOTTE

Maserati
Carrozzeria
Pomigliano*

	2013	2014	2015	2016	2017 al 31 marzo 2018
Maserati	16.285	36.071	26.214	23.248	20.378
Carrozzeria	19.248	18.632	10.236	36.092	40.853
Pomigliano*	153.000	165.000	175.000	208.000	205.000


2.450

5.180

43.370

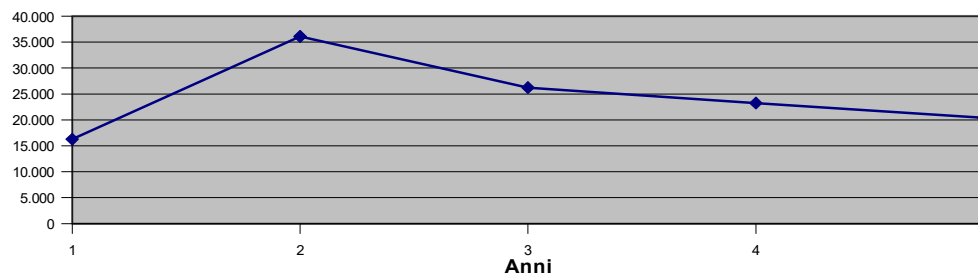
*A Pomigliano nel decennio 2000-2010 sono state prodotte in media 175.000 vetture all'anno

Maserati




Auto prodotte

Maserati

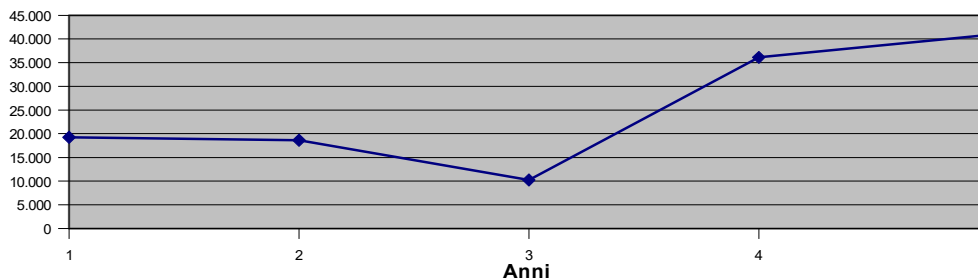


Carrozzeria




Auto prodotte

Carrozzeria

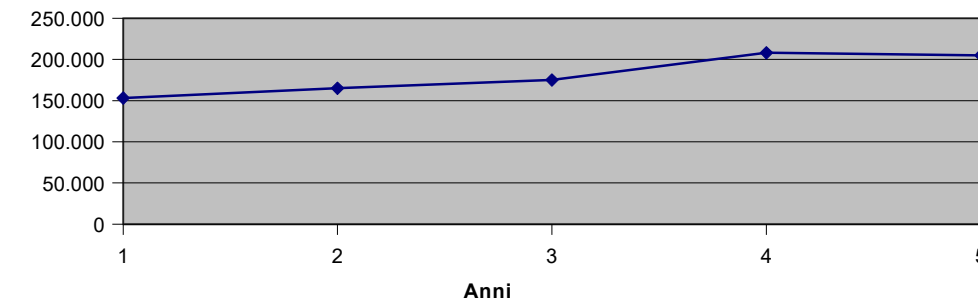


Pomigliano



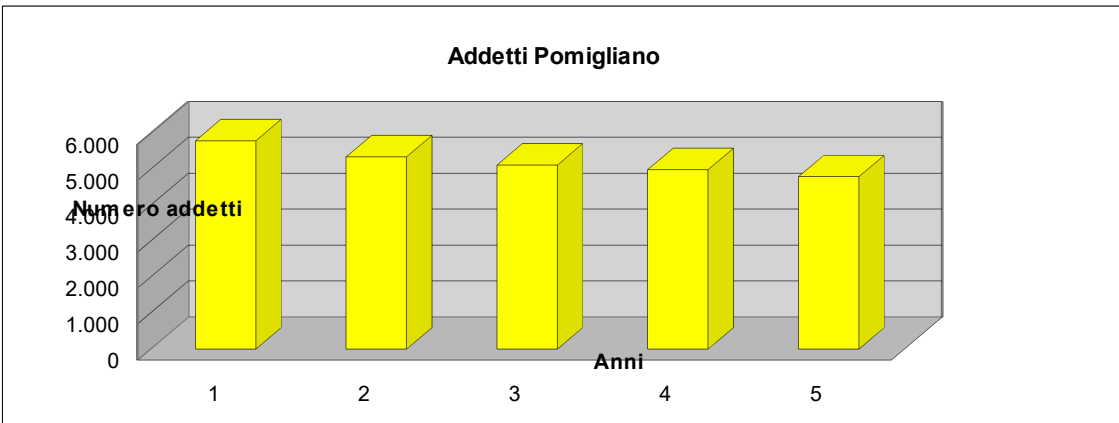
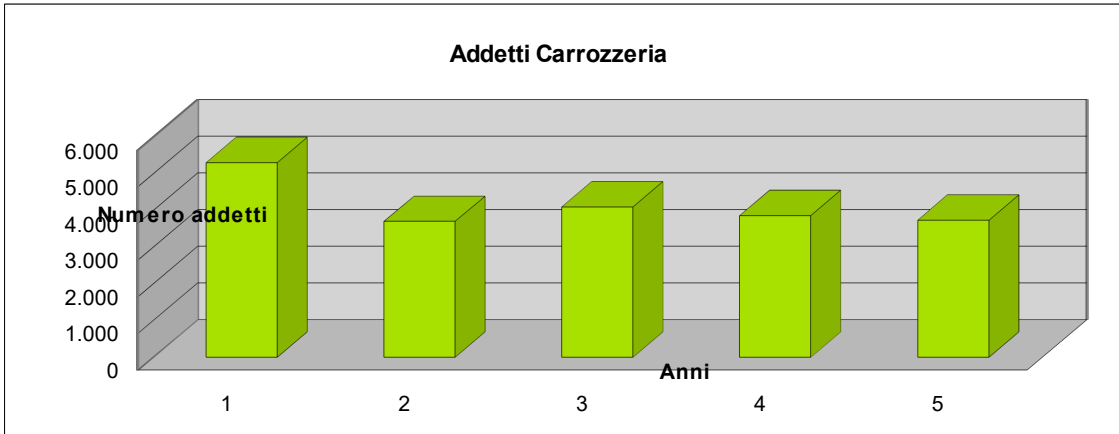
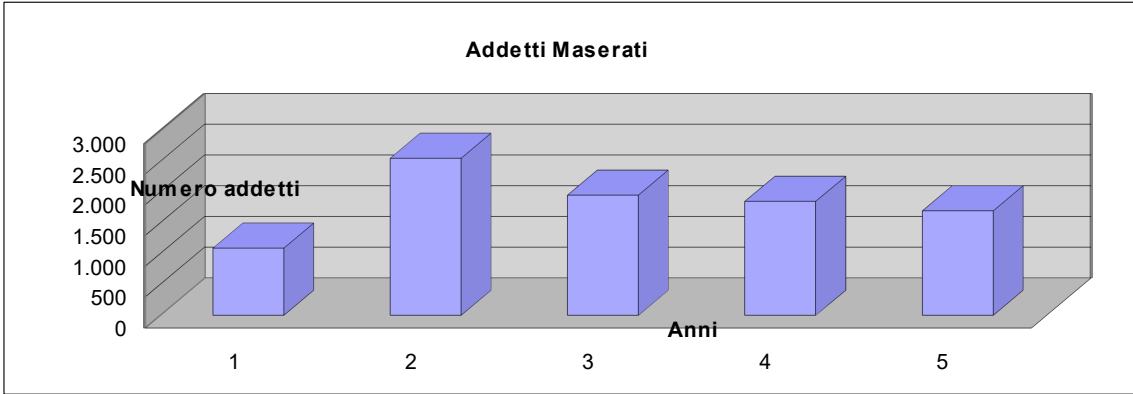
Auto prodotte

Pomigliano

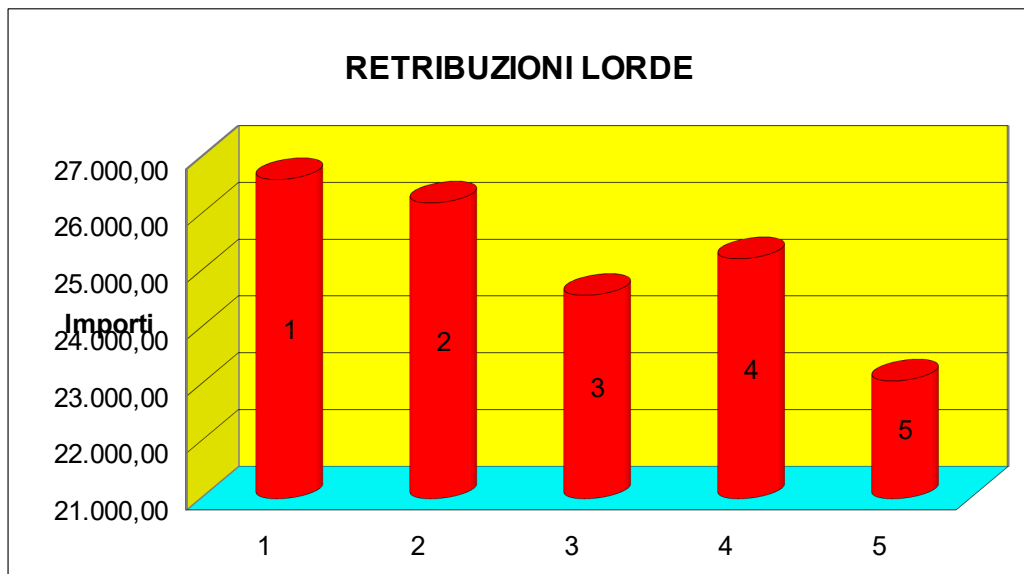


ADETTI

	2013	2014	2015	2016	2017	al 31 marzo 2018
Maserati	1.096	2.559	1.954	1.855	1.704	1.683
Carrozzeria	5.321	3.711	4.110	3.872	3.750	3.659
Pomigliano	5.800	5.352	5.123	4.998	4.801	4.792



	OPERAI 3° LIVELLO		5° GR. PROF - 2° FASCIA			2018
	paga base	superm. coll.	premio produz.	P.D.R. 14°	incentivi vari	TOTALE retribuz. lorda
LEONARDO	20.672,86	874	507	3307	1263	26.624,21
LEAR	20.672,86	1100	3809	506	125	26.212,42
GE AVIO	20.672,86	0	362	3250	300	24.584,65
OERLIKON	20.672,86	831	43	3346	337	25.229,38
FCA	20.530,90	0	118	1076	1353	23.078,37



GIORNI DI CASSA

	2013	2014	2015	2016	2017
Maserati	CIGS	CIGS	CIGS	48gg CIGO	62gg CIGO
Carrozzeria	CIGS	CIGS	CIGS	CdS	CdS
Pomigliano	CIGS	CIGS/CdS	CdS	CdS	CdS